

# Double Wedding Ring variations

Including curved sashes (and short ones and half ones), melons (or orange peel, pumpkin seed).  
Also think of other blocks in which these shapes will work – Improved 9 Patch, faceted diamonds ...

These come in all different shapes and sizes:

sashes: - can be skinny or wide, short or long, the curves can be very pronounced or quite shallow.

melons: - these too can be quite narrow or very wide

It is important to check (by auditioning) what the underlying proportions your DWR is. If you need another variation or one with different proportions, let me know.

Some of my designs have been done for particularly proportioned quilts and many of them will have abbreviations with them to denote that:

KF: Kaffe Fassett – Pickle Dish

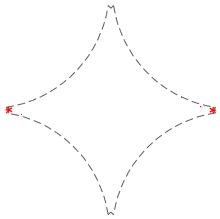
SC: Simple Curves (Cheryl Phillips) – SC

QC: Metro Rings, Metro Lattice (using Jenny Pedigo's Quick Curve Ruler)

the proportions of these designs are virtually the same – therefore use with tops made with either ruler  
- *but audition. While the proportion may be the same, the registration points will be a little different*

I very rarely put lines around the outer edges of my designs

- the chances of them lining up are very slim and the imperfections (of both my stitching skills and the piecer's skills) really, really stand out!



*Statler Sticher owners: p2psu variations are included for all centres and melons.*

*p2psu patterns are placed using the p2p function,*

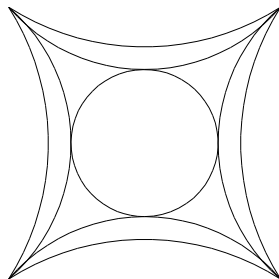
*– but they sew out as regular blocks, never sewing into those registration points*

*Registration points are at (or near) the piecing intersections.*

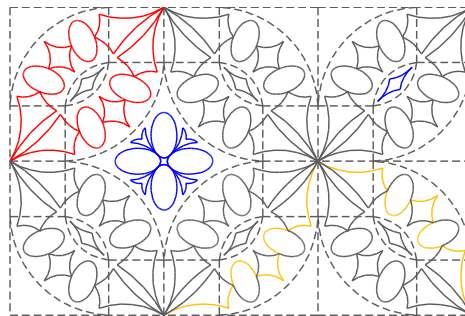
*This means very quick and very accurate placement of the designs,*

*rotational issues and sizing being done as you click!*

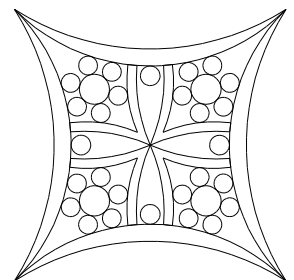
*audition first - checking exactly where the registration points need to be for the quilt in hand*




Sunshine Solo Circle  
DWR




Finial KF Pickle (3 plus)



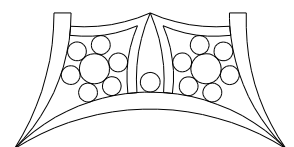
Sunshine Lollipops DWR



Sunshine Circles DWR




Elsie KF Pickle (4)




Sunshine Lollipops DWR  
half

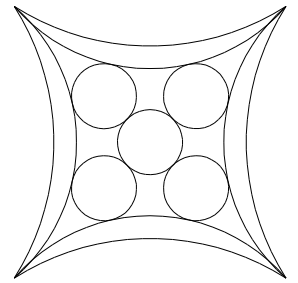
# Double Wedding Ring variations




Sunshine Dbl Circles  
DWR




Rosalie KF Pickle (4)



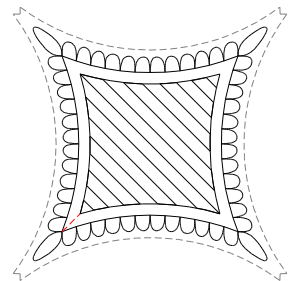
Sunshine Circle Quins  
DWR



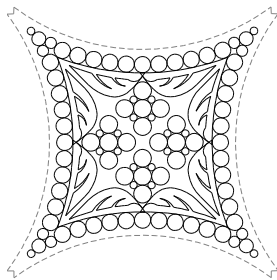
Blossoms DWR




Cactus DWR (5)



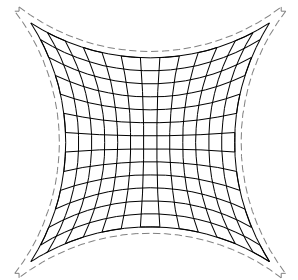
Bump Lines DWR QCR  
(2)



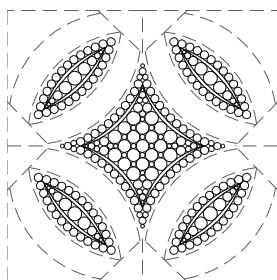
Circle Rollers QCR DWR  
(2)




Pea Pod DWR QCR (3)




Curve Hatch DWR  
QC SC 13



Bubbles DWR QCR (4)



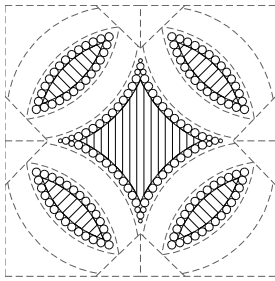
Robyn DWR QCR p2psu (6)



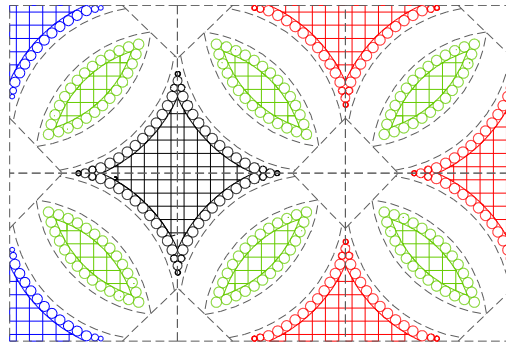
Feather DWR SC p2psu

# Double Wedding Ring variations

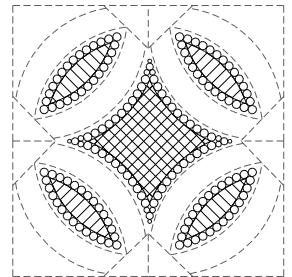
page 3 of 5



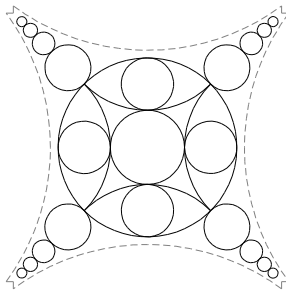
Pearl Lines DWR QC SC




Pearl Hatch DWR QC SC (8)




Pearl Lines & Xhatch  
DWR QC SC




Ballbearing DWR (2)




Venice DWR QCR (6)



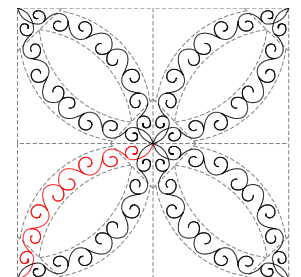
DWR Glorified Emma  
p2p



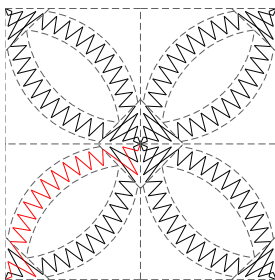
Door County DWR



Venetian DWR (6)



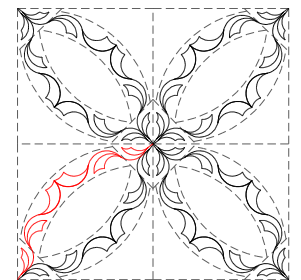
Swirls DWR  
QC SC sash p2p



Ziggy DWR  
QC SC sash p2p



Metro Rings, Purple & Grey (10)



Sample DWR  
QC SC sash p2p

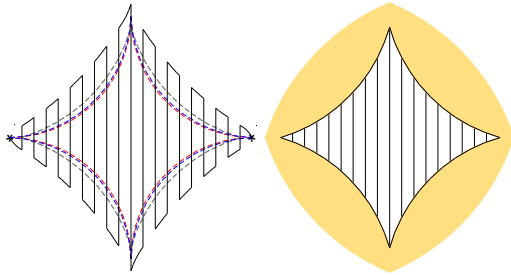
© Sharon Perry, Dec 2018

[www.houseofcreations.biz](http://www.houseofcreations.biz)

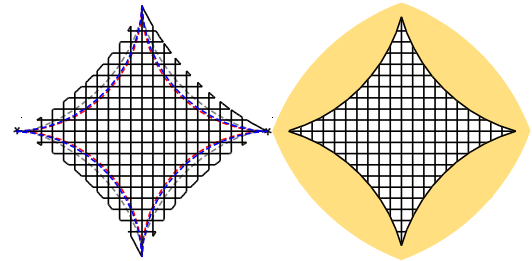
digitised quilting patterns & designs for Statler Stitcher, Intelliquilter, Innova, Bernina, Compuquilter and other computerised longarm machines



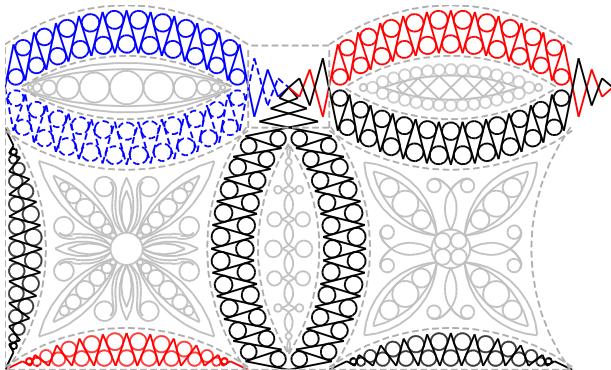
Sassy DWR (3)



DWR lines fill p2p

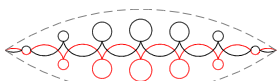


DWR Xhatch fill 18 p2psu



Metro Lattice sash a (4)

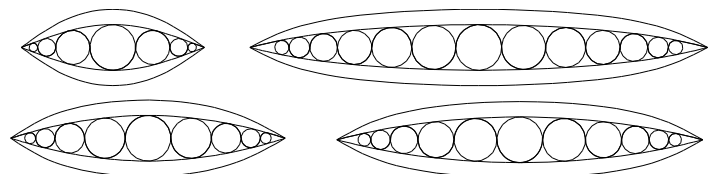
## other Melons (Pumpkin Seed, Orange Peel)



Metro Lattice melon a  
bldr!




Melon Swirls (2)




Pea Pod p2p sashes (4)



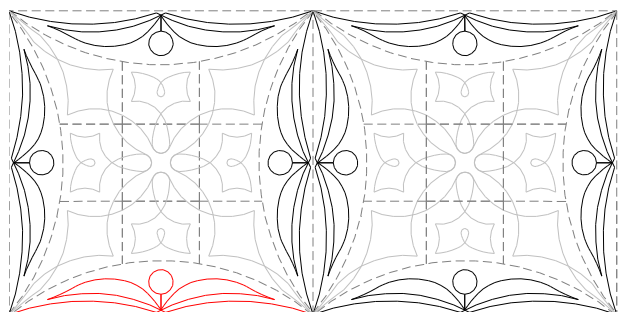
# Double Wedding Ring variations



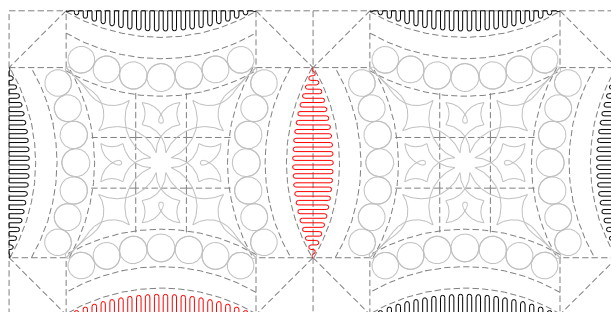
Improved 9 Patch EBa p2p



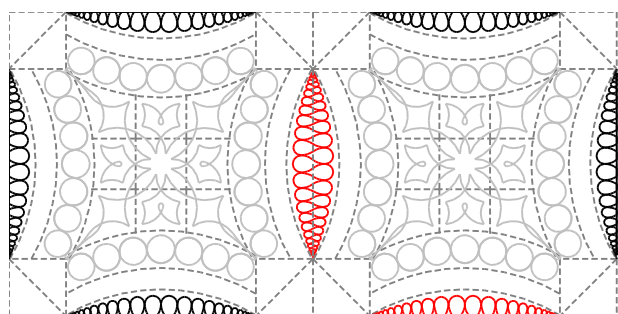
Improved 9 Patch EBB p2p



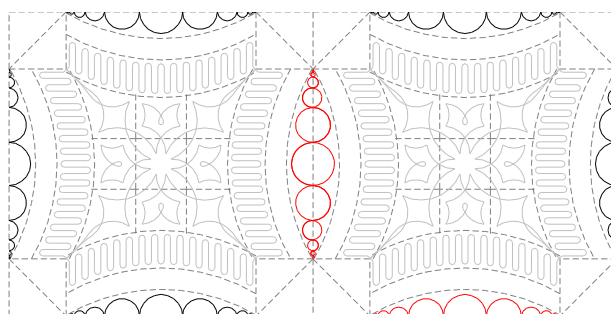
Improved 9 Patch EBC p2p



Urban 9 melon snakes p2p (2)



Urban 9 melon Wishbone (2)



Urban 9 melon circles p2p (2)